

STEMIN CONFERENCE SYSTEM DS 1

CONFERENCE SYSTEMS | INTERPRETER SYSTEMS | ELA – PRO SOUND EQUIPMENT | MULTI MEDIA SYSTEMS

DS 1 | ACCESSORIES

DS 1 CENTRAL UNIT

DS 1CU – Discussion Central Unit for administration of 40 conference terminals in 19", 1HE metal housing



DS 1 POWER SUPPLY UNIT

DS 1PS1 – Desk-top power supply for the provision of central unit and conference terminals

DS 1 DELEGATE UNIT

DS 1DU – Conference terminal with microphone, push-to-talk button and two integrated loudspeakers




DS 1 CHAIRMAN UNIT

DS 1PU – Conference terminal with microphone, push-to-talk button and priority button as well as two integrated loudspeakers

DS 1 CONTROL PANEL

DS 1CP – Control Panel with one-touch dial button for direct conference terminal choice. For max. 16 conference terminals per Central Unit DS 1CU




DS 1 MCP CONTROL MODULE FOR CONTROL PANEL

DS 1MCP – Control module for the connection of the Control Panels to the Central Unit (max. 16 Conference terminals / Central Unit)

DS 1 MRS RS232-MODULE

DS 1MRS – Serial control module for connection to a PC or a Multi Media Control to the Central Unit



DS 1 TC1/2 TRANSPORT CASES

DS 1TC1 for Central Unit with 5 conference terminals
DS 1TC2 for 10 conference terminals

DS 1 CA...CONNECTION CABLES

DS 1CA02 LENGTH 2,0 METERS
DS 1CA03 LENGTH 3,0 METERS
DS 1CA05 LENGTH 5,0 METERS
DS 1CA10 LENGTH 10,0 METERS
DS 1CA15 LENGTH 15,0 METERS
DS 1CA20 LENGTH 20,0 METERS
DS 1CA30 LENGTH 30,0 METERS



DS 1 CONNECTING CABLE FOR CONTROL PANEL

DS 1CACP02 LENGTH 2,0 METERS
DS 1CACP05 LENGTH 5,0 METERS
DS 1CACP10 LENGTH 10,0 METERS

DS 1 | TECHNICAL DATA

DS 1CU

| | |
|----------------------------------|------------------------------------|
| Summing Input (RJ45) | |
| Rated level | + 16dBu (2x2k2) |
| LINE-INPUT (XLR) | |
| Rated level | +/- 0dBu |
| AUX-INPUT | |
| Rated level | - 10dBu |
| EFFECT-INPUT (6.3mm JACK) | |
| Rated level | +/- 0dBu |
| LINE-OUTPUT (XLR) | |
| Rated level | +/- 0dBu |
| Audio bandwidth | 25 Hz – 30 kHz |
| Harmonic distortion | < 0,1 % |
| S/N ratio | > 95 dB S/N |
| RECORD-OUTPUT (CINCH) | |
| Rated level | +/- 0 dBu |
| Audio bandwidth | 15 Hz – 36 kHz |
| Harmonic distortion | < 0,01 % |
| S/N ratio | > 95 dB S/N |
| SPEAKER-OUTPUT (RJ45) | |
| Output power | 25 Watt |
| Rated level | 7 Veff |
| Audio bandwidth | 33 Hz – 25 kHz |
| Harmonic distortion | < 0,05 % |
| S/N ratio | > 88 dB S/N |
| CURRENT SUPPLY | |
| Power supply | 24 – 36 V DC, typ. 30V |
| Current consumption | 180 mA (min.) 2,5 A (max.) |
| GENERAL | |
| Dimensions (WxHxD) | 483x44x250 mm 19", 1 HE (44 mm) |
| Weight | 3,6 kg |
| Colour | black, RAL 9005 |

DS 1MCP

| | |
|-----------------------|-------------------------------|
| CURRENT SUPPLY | |
| Operating voltage | 24...36V |
| Power consumption | 40 mA (min.) 100 mA (max.) |
| GENERAL | |
| Plug type connector | 37-pol. SubD, female |
| Weight approx | 120 g |

DS 1MRS

| | |
|-----------------------|----------------------|
| CURRENT SUPPLY | |
| Operating voltage | 24...36V |
| Power consumption | 250 mA |
| INTERFACE | Serial |
| SYSTEM | RS232 |
| GENERAL | |
| Plug type connector | 25-pol. SubD, female |
| Weight approx | 200 g |

DS 1DU / DS 1PU

| | |
|--------------------------------|------------------------------|
| MICROPHONE PREAMPLIFIER | |
| Nominal input level | -28 dBu |
| Nominal output level | + 16 dBu (2*2k2) |
| Audio bandwidth | equalized for ME352 |
| Harmonic distortion | < 0,25% |
| S/N ratio | > 82 dB S/N |
| Equivalent input noise | < -110 dBu |
| Compression factor | 1:1 / 1:1,5 / 1:2 switchable |
| MICROPHONE | |
| Mechanic | goose-neck 8 x 300mm |
| Sensitivity | 7,5 mV / pa |
| Directional diagram | Cardioid |
| Front-to-rear-ratio | 20 dB |
| LOUDSPEAKER | |
| Nominal input level | 7 Veff |
| Output power | 0,5 Watt |
| Impedance | 100 Ohm |
| Attenuation by MIC-On | 20 dB |
| HEADPHONE PORT | |
| Connector | 3,5 mm Mono |
| Level | 2,2 Veff (max) |
| Nominal impedance | 300 Ohm |

| | |
|-----------------------|---------------------------------------|
| CURRENT SUPPLY | |
| Operating voltage | 24 – 36 V/DC, typ. 30V |
| Current consumption | 28 mA (min.) 50 mA (max.) |
| GENERAL | |
| Dimensions (WxHxD) | 132x58x158 mm (without microphone) |
| Weight approx | 1,1 kg |
| Colour | Nextel B34®, nonreflective |

DS 1CP

| | |
|---|---|
| CONTROL FUNCTIONS | |
| Number of administered Conference terminals | max. 16 |
| Necessary structure of the Conference terminal labeling | star shaped to DS1CU |
| Functions | request-to-speak, switch-On, switch-Off |
| CURRENT SUPPLY | |
| Operating voltage | 24 – 36 V DC |
| Current consumption | 45 mA (min.) 210 mA (max.) |
| Connections | 37-pol. Sub-D, male |
| GENERAL | |
| Dimensions | 132x58x158 mm |
| Weight approx | 1,0 kg |
| Colour | Nextel B34®, nonreflective |

DS 1PS1

| | |
|--------------------------|----------------|
| CURRENT SUPPLY | |
| Operating voltage | 100...240 V AC |
| Frequency | 47...63 Hz |
| Max. current consumption | 1,5A |
| OUTPUT | |
| Output level | 30 V DC |
| Max. output current | 2,3 A |
| GENERAL | |
| Dimensions | 150x70x35 mm |
| Weight approx | 350 g |
| Colour | black |

Subject to technical alterations.
Issued January 2005




STEMIN GmbH | Hauptstraße 25 | 82549 Königsdorf | Telefon 08179 93110 | Telefax 08179 931199 | E-Mail info@stemin.com | Web www.stemin.com

CONFERENCE SYSTEM DS 1

DISCUSSION MANAGEMENT FOR PROFESSIONAL USE

- TOWN HALL AND TOWN COUNCIL
- AUTHORITIES AND OTHER PUBLIC INSTITUTIONS
- CONFERENCE ROOMS WITHIN COMPANIES
- DISTRICT COUNCIL
- CONFERENCE HOTELS
- SEMINAR ROOMS
- TRAINING PLACES
- COURTS OF LAW
- AUDITORIUMS
- AND MUCH MORE



STEMIN CONFERENCE SYSTEM DS 1

DS 1 | OPERATION EXAMPLES

DISTRICT COUNCIL OR TOWN COUNCIL MEETINGS

Each participant has an individual delegate unit at his disposal. For active participant limitation during automatic operation it can be chosen how many participants can simultaneously turn on their microphone. The choice, unlimited or varying between 1 – 5 participants, ensues via a rotary switch at the Central Unit. The chairman presides over a chairman unit which switches on his microphone and simultaneously switch off the microphones of the other participants (= priority). By way of standing microphones, which are connected with

the Central Unit, the public can register to speak. During automatic operation the conference system DS1 is extendable to max. 40 Conference terminals per Central Unit.

INTERNATIONAL CONFERENCES

To complement the automatic operation, a Control Panel DS1CP can be used in connection with the Module Control Panel DS1CP. This is operated by an attendant or a technician. Thus, per Central Unit, 16 conference terminals can be switched on or switched off regardless of prior indication to speak or not. In this way, microphones

which are accidentally switched on or off can be "remote controlled". Alternatively, the conference terminals can be administered by Multi Media control. The functions correspond to the control panel. Prerequisite for this is the serial additional module (RS232) DS1MRS. In total, 16 conference terminals are served by the Central Unit by way of Touch Screen of the Multi Media Control. In the version Control Panel and serial interface module star shaped cabled distribution is necessary. Examples of further systems can be found at: www.stemin.com



STEMIN CONFERENCE SYSTEM DS 1

The conference system DS1 fulfills all the demands of small to middle-sized events and is realizable within a low budget. High quality features such as the intelligent compensation of discussion intervals bring control and organisation into every discussion and with such ease. While designing the system great value was laid on the

possibility of variable use with simple installation and user friendliness. Decades of experience and world-wide success in this business verify that the DS 1 is a conference system equipped with all necessary and practical features.



diagram and equipped with a LED light indication ring to display readiness to speak, boasts excellent sound quality. Naturally, the microphone is decoupled from mobile phone interference as best possible.

A zoom-preamplifier enables, with the help of electronic optimizations for changeable discussion intervals, compensation in the area up to approx. 60cm and provides an even output level. This functionality, which can be controlled by 2 DIP switches (High, Low or Off), has been devised for rooms which are acoustically difficult to master. What is more, no configuration adjustments – via DIP switches, jumpers or similar – are at all necessary. It suffices to connect the conference terminals with the Central Unit, serially or star shaped, – and the system is ready for use. The term "Plug'n Play" derived from the computer industry has been perfectly put into practice in this case. Equally, conference terminals as special editions, e.g. built in conference terminals or conference terminals with pluggable microphones of various lengths, are also available on request.

OPERATION VIA CONTROL-PANEL

In addition to the automatic operation the DS1 can be operated via the Control Panel DS1CP. By way of a one-touch dial button each of the 16 conference terminals can be switched on or switched off directly or after a request to speak. A wish to speak is signalled at the delegate unit via flashing of the LED in the microphone head. At the Control Panel the LED flashes in the respective button, via which the respective delegate unit is allocated.

OPERATION VIA MULTI MEDIA CONTROL

The additional module DS1MRS enables the conference system DS1 to be combined by a Multi Media Control (AMX, or other) via a RS232 interface. In this way the controlling and also the allocation can ensue via a synoptic layout at the operation panel of the Multi Media Control. Such a functionality as this is scarcely to be beaten within this price group.

CONNECTION CABLES DS1CA...

The connection of the conference terminals to each other and with the Central Unit is carried out as quick

DS 1 | FEATURES

- PLUG'N PLAY TECHNOLOGY
- SINGLE WIRE OPERATION
- STANDARD CAT5 CABELING SYSTEM
- ZOOM MICROPHONE PREAMPLIFIER TO COMPENSATE THE MOST DIFFERENT DISCUSSION INTERVALS
- EXCELLENT LANGUAGE COMPREHENSIBILITY VIA TWO ADJUSTABLE BROADBAND LOUDSPEAKERS
- INTERFACE FOR EFFECT DEVICE OR TELEPHONE COUPLER
- OUTPUT FOR INTERPRETER SYSTEM
- OPTIMUM MIX OF DIGITAL AND ANALOGUE TECHNOLOGY
- OPERATION VIA CONTROL PANEL (OPTIONAL) OR
- OPERATION VIA MULTI MEDIA CONTROL (RS232) (OPTIONAL)
- SYSTEM EXTENDABLE AS YOU WISH VIA AN EXPANSION JACK

THE CENTRAL UNIT DS 1CU

The heart of the conference system is responsible for the high comfort level and the smooth running during conferences. A 19" metal housing (1HE) with a solid front panel withstands constant use and ensures a long lifespan. Semi-professional users can also find their way around the organised and clearly structured front panel without problems. All the adjusting knobs and switches are situated here including status- and clipping-LEDs, divided into input, control and output sectors. A variety of inputs and outputs arranged at the rear enable the speedy connection of the wireless microphone, PA-system, CD/DVD player, recording equipment, audio effect device, or telephone coupler. Up to 40 conference terminals

can be connected to the 16 piece RJ45 - terminals. This number can practically be corrected upwards as you wish via an expansion jack.

THE CENTRAL UNIT ADMINISTERS THE FOLLOWING FUNCTIONS:

- Priority (priority function) of the chairman unit.
- Participant limitation, which determines how many conference units can simultaneously be switched on (1, 2, 3, 4, 5, or all of them).
- Integrated 25W power amplifier for supply to internal loudspeakers.
- During optional use of the Control Panel DS1CP and of the module DS1MCP the participants can indicate a wish to speak. This function is signalled by flashing at the Control Panel and at the

conference terminal. These are then allocated at the push of a button and switched on again by the head of conference.

- The conference system can be operated via a Multi Media Control by way of serial interface with the additional module DS1MRS.
- During automatic operation 40 conference terminals can be operated per system; during operation with Control Panel via the Control Panel or the RS232 -Interface 16 conference terminals can be operated. The DS1CU (Central Unit), including a maximum of 40 conference terminals per Central Unit, is supplied with power via a desk top power supply DS1PS1. An external power supply connection was chosen in order to be able to correspond to all the regulations and norms worldwide. Alternatively, an external power supply which is already available can be used.

DS 1DU AND DS 1PU

The conference terminals have been produced as metal constructions in order to attain great stability and have been coated in Nextel® in order to be nonreflective for cameras and spectators. The design combines an attractive shape with the best functionality at minimal dimensions. Both conference terminals, the delegate units and the chairman unit, which additionally possesses a priority button, are equipped with two high quality broadband loudspeakers. In connection with the high quality electronics, this construction enables an outstanding reproduction of speech. In smaller rooms this can even be achieved without any additional loudspeaker systems. On the back all conference terminals have one single headphone output, which is useable for external recordings. The conference microphone, in cardiode

